



DUGAR

HOUSING DEVELOPMENTS LIMITED



An ISO 9001 - 2008 Company
Fm 537017

Annexure to Clause 41

For the quarter ended 30.09.2015


Rs. In Lakhs

Particulars	3 months ended	3 months ended	Corresponding 3 months ended in the previous year	Year to date figures for current period ended	Previous accounting year ended
	30.09.2015	30.06.2015	30.09.2014	30.09.2015	31.03.2015
	Reviewed	Reviewed	Audited	Unaudited	Audited
1. Segment revenue					
[net sale / Income from each segment should be disclosed under this head]					
(a) Segment - A : PROPERTY DEVELOPMENT	0.00	0.00	0.00	0.00	6.50
(b) Segment - B					
(c) Segment - C					
(d) Segment - ..					
(e) Unallocated					
Total	0.00	0.00	0.00	0.00	6.50
Less: Inter Segment Revenue					
2. Segment results (profit) (+) / Loss (-)					
before tax and interest from each segment					
(a) Segment - A : PROPERTY DEVELOPMENT	-4.30	-3.28	-0.71	-4.30	1.47
(b) Segment - B					
(c) Segment - C					
(d) Segment - ..					
(e) Unallocated					
Total	-4.30	-3.28	-0.71	-4.30	1.47
Less: (i) Interest**					
(ii) Other unallocable expenditure net off					
(iii) Unallocable income					
Total Profit Before Tax					
3. Capital employed					
(Segment assets - segment liabilities)					
(a) Segment - A : PROPERTY DEVELOPMENT	(4.30)	(3.28)	(0.71)	(4.30)	1.47
(b) Segment - B					
(c) Segment - C					
(d) Segment - ..					
(e) Unallocated					
Total					

Place : Chennai
Date : 09.11.2015


for the order of the Board
for Dugar Housing Developments Ltd

[Signature]
Director



**DUGAR****HOUSING DEVELOPMENTS LIMITED**An ISO 9001 - 2008 Company
Fm 537017**Annexure to Clause 41****Rs.in Lakhs****For the quarter ended 30.09.2015**

Particulars	3 months ended	3 months Ended	Corresponding 3 months ended in the previous year	Year to date figures for current period ended	Previous accounting year ended
	30.09.2015	30.06.2015	30.09.2014	30.09.2015	31.03.2015
	Review	Audited	Review	Review	Audited
1 Net Sales / Income from Operations	0.00	0.00	0.00	0.00	0.00
2 Other Income	0.00	0.00	0.00	0.00	6.50
3 Total Income [1+2]	0.00	0.00	0.00	0.00	6.50
4 Expenditure					
a. Increase / decrease in stock in trade and work in progress	0.00	0.00	0.00	0.00	0.00
b. Consumption of raw materials	0.00	0.00	0.00	0.00	0.00
c. Purchase of traded goods	0.00	0.00	0.00	0.00	0.00
d. Emplouyees Cost	0.00	0.00	0.11	0.00	0.19
e. Depreciation	0.05	0.05	0.10	0.05	0.25
f. Other expenditure	4.25	3.23	0.50	4.25	4.59
g Total	4.30	3.28	0.71	4.30	5.03
[Any item exceeding 10% of the total expenditure to be shown separately	0.00	0.00	0.00	0.00	0.00
5 Interest	0.00	0.00	0.00	0.00	0.00
6 Exceptional items	0.00	0.00	0.00	0.00	0.00
7 Profit [+] / Loss [-] from ordinary activities before tax (3)-(4+5+6)	-4.30	-3.28	-0.71	-4.30	1.47
8 Tax expense	0.00	0.00	0.00	0.00	0.00
9 Net Profit [+] . Loss [-] from Ordinary activities after tax [7-8]	-4.30	-3.28	-0.71	-4.30	1.47
10 Extraordinary items [net of tax expense Rs.	0.00	0.00	0.00	0.00	0.00
11 Net Profit [+] / Loss [-] for the period (9-10)	-4.30	-3.28	-0.71	-4.30	1.47
12 Paid-up equity share capital [Face value of the share shall be indicated]	300.00	300.00	300.00	300.00	300.00
13 Reserves excluding revaluation reserves as per balance sheet of previous accounting year	0.00	0.00	0.00	0.00	0.00
14 Earnings per share [EPS]					
a) Basic and diluted EPS before extraordinary items for the period for the year to date and for the previous year (not to be annualized)	0.00	0.00	0.00	0.00	0.00
b) Basic and diluted EPS after extraordinary items for the period for the year to date and for the previous year (not to be annualized)	0.00	0.00	0.00	0.00	0.00





DUGAR

HOUSING DEVELOPMENTS LIMITED





An ISO 9001 - 2008 Company
Fm 537017

Particulars	3 months ended	3 months ended	Corresponding 3 months ended in the previous year	Year to date figures for current period ended	Previous accounting year ended
	30.09.2015	30.06.2015	30.09.2014	30.09.2015	31.03.2015
	Audited	Reviewed	Audited	Audited	Audited
15. Promoters and Promoter Group Shareholding					
a. Pledged/ Encumbered	Nil	Nil	Nil	Nil	Nil
Number of shares					
Percentage of shares (as a % of the Total Shareholding of Promoter and Promoter group)					
Percentage of shares (as a % of the Total share capital of the company)					
b. Non - Encumbered					
Number of shares	1045000	1045000	1151500	1045000	1151500
Percentage of shares (as a % of the Total Shareholding of Promoter and Promoter group)	100	100	100	100	100
Percentage of shares (as a % of the Total share capital of the company)	34.83	34.83	38.38	34.83	38.38
16 Public shareholding					
.. Number of shares	1955000	1955000	1848500	1955000	1848500
.. Percentage if shareholding	65.17	65.17	61.62	65.17	61.62

INVESTORS COMPLAINTS	
Pending at the beginning of the Quarter	Nil
Received During the Quarter	Nil
Disposed of during the Quarter	Nil
Remaining un resolved at the end of the Quarter	Nil

- Notes :1. The entire operations of the company relate to only one segment viz. Property Development
2.The above results were reviewed by the Audit Committee and approved by the Board of Directors at the Board Meeting held on 09.11.2015.
3.Figures for the previous cooresponding period have been regrouped where ever considered necessary.

Place : Chennai
Date : 09.11.2015

for Dugar Housing Developments Ltd


 Director